

BROOKLYN CORNER



DURESTA

Domus

# BROOKLYN CORNER

Image: Brooklyn RHF Corner Sofa in Pietra Slate with scatters in Sketch Citrus and Pietra Carbon. Chair shown in Pietra Slate with small scatter in Sketch Citrus. Plinths in Satin Stainless Steel.

SUGGESTED CORNER CONFIGURATIONS:



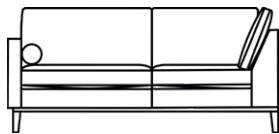
### RHF CORNER SOFA

LHF 2 Seater Unit + RHF Double Corner Unit  
86H x 275W x 179D cm



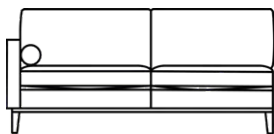
### LHF CORNER SOFA

LHF Double Corner Unit + RHF 2 Seater Unit  
86H x 275W x 179D cm



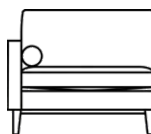
### LHF DOUBLE CORNER UNIT

(RHF Available)  
86H x 179W x 96D cm



### LHF 2 SEATER UNIT

(RHF Available)  
86H x 179W x 96D cm




### LHF 1 SEATER UNIT

(RHF Available)  
86H x 127W x 96D cm



### SINGLE

86H x 80W x 96D cm



### CORNER

86H x 96W x 96D cm

## STANDARD SPECIFICATIONS

- Available in leather and soft cover
- Frame construction - combination of hardwood rails, with plywood panels, glued and screwed. Serpentine sprung seat suspension with soft front edge. Elasticated webbed back
- Seat filling - Supawrap
- Back filling - Duraluxe
- Plinth - Satin Stainless Steel
- Removable plinth
- Arm bolsters - Duck feather

## OPTIONAL SPECIFICATIONS

- Seat filling - Memoryluxe\*
- Back filling and arm bolsters - Fibre
- Plinth - Powder Coated Black
- Corner Unit supplied on 4 individual legs
- Small scatter cushions and large throw pillows available\*

\*All modular units must be connected and cannot be used as stand-alone items due to upholstery finish/visible fixings

\*Denotes chargeable option

SEE THIS MODEL IN A RANGE OF FABRICS AT  
[DURESTA.COM/PRODUCTS/PRODUCT-CONFIGURATOR](https://duresta.com/products/product-configurator)



Although every effort is made to ensure that dimensions are accurate, due to the handcrafted nature of our products, please allow a tolerance of +/- 3cm.

DURESTA.COM